

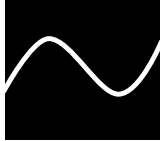




ASTM RIDING CONDITIONS CLASSIFICATIONS FOR FORKS



| Condition | Description | Sample Models |
|--|---|--|
| 1  | <p>This is a set of conditions for the operation of a bicycle on a regular paved surface where the tires are intended to maintain ground contact.</p> | <p>No.7 RD Tapered No.7 RD 12mm Thru No.7 RD Straight No.9 RD</p> |
| 2  | <p>This is a set of conditions for the operation of a bicycle that includes Condition 1 as well as unpaved and gravel roads and trails with moderate grades. In this set of conditions, contact with irregular terrain and loss of tire contact with the ground may occur. Drops are intended to be limited to 15cm (6") or less.</p> | <p>No.7 CX No.7 CX QR Canti No.7 CX Disc Tapered No.7 CX Disc Straight No.7 RD+ Mid-Reach No.9 CX 15mm No.9 CX Disc 12 Tapered (pre-2021) No.9 CX Disc 12 Straight No.9 RD No.9 RD+</p> |
| 3  | <p>This is a set of conditions for operation of a bicycle that includes Condition 1 and Condition 2 as well as rough trails, rough unpaved roads, and rough terrain and unimproved trails that require technical skills. Jumps and drops are intended to be less than 61cm (24").</p> | <p>No.9 CX Disc 12 Tapered (2021+) No.9 FAT No.9 FAT 15mm 150 No.9 MTN 15mm No.9 MTN Boost LT No.9 MCX</p> |
| 4  | <p>This is a set of conditions for operation of a bicycle that includes Conditions 1, 2, and 3, or downhill grades on rough trails at speeds less than 40km/h (25 mph), or both. Jumps are intended to be less than 122cm (48").</p> | |
| 5  | <p>This is a set of conditions for operation of a bicycle that includes Conditions 1, 2, 3, and 4; extreme jumping; or downhill grades on rough trails at speeds in excess of 40km/h (25 mph); or a combination thereof.</p> | |